

STYLE
GUIDE



CABINETRY, INC.

MADE TO
ORDER



BEAUTY BEGINS WITH CRAFTSMANSHIP



Why should you choose Pioneer over other brands of cabinetry? Simply, since 1986 Pioneer has delivered a quality product that surpasses homeowners' dreams and expectations. From receipt of raw materials through the delivery of cabinetry made just for you, the team at Pioneer guarantees you will receive the best quality product for the price.

For any room in your home, Pioneer gives you greater flexibility with standard and customized cabinetry sizes, wood species, door styles and finishes. We encourage you to visit a Pioneer dealer to fully experience what we have to offer.



CLASSIC DOOR STYLES

A style that everyone can relate to. These classic door styles provide square and arched options. Whether your inspiration is of years gone by, or the latest the design world has to offer, these doors will complete the look of your dreams.

For details and codes on the specific offering of each door style please see page 14 and 15.



Square Flat

C	M	O	H	S
D	H			
E	R	F	K	G
S	5F (opt)			



Square Solid

C	M	O	H	S
D	H			
E	R	F	K	G
S	5S (opt)			



Square Raised

C	M	O	H	S
D	H			
E	R	F	K	G
S	5R (opt)			



Square Beaded

C	M	O	H	S
D	H			
E	R	F	K	G
S	5B (opt)			



Washington Flat

C	M	O	H	S
D	H			
E	R	F	K	G
S	5F (opt)			



Washington Solid

C	M	O	H	S
D	H			
E	R	F	K	G
S	5S (opt)			



Washington Raised

C	M	O	H	S
D	H			
E	R	F	K	G
S	5R (opt)			



Washington Beaded

C	M	O	H	S
D	H			
E	R	F	K	G
S	5B (opt)			



Truman Flat

C	M	O	H	S
D	H			
E	R	F	K	G
S	5F (opt)			



Truman Solid

C	M	O	H	S
D	H			
E	R	F	K	G
S	5S (opt)			



Truman Raised

C	M	O	H	S
D	H			
E	R	F	K	G
S	5R (opt)			



Truman Beaded

C	M	O	H	S
D	H			
E	R	F	K	G
S	5B (opt)			



Arch Flat

C	M	O	H	S
D	H			
E	R	F	K	G
S	5F (opt)			



Arch Solid

C	M	O	H	S
D	H			
E	R	F	K	G
S	5S (opt)			



Arch Raised

C	M	O	H	S
D	H			
E	R	F	K	G
S	5R (opt)			

TRANSITIONAL

DOOR STYLES

A door for every design style. Blending interior door profiles in combinations that create stunning looks all of their own. Combined with a vast offering of wood species and finishes, you're sure to find the perfect combination.

For details and codes on the specific offering of each door style please see page 14 and 15.



Stockbridge Flat

C	M	O	H	S
D	H			
E	R	F	K	G
S	5F (opt)			



Stockbridge Solid

C	M	O	H	S
D	H			
E	R	F	K	G
S	5S (opt)			



Wakefield Flat

C	M	O	H	S
D	H			
E	R	F	K	G
S	5F (opt)			



Wakefield Solid

C	M	O	H	S
D	H			
E	R	F	K	G
S	5S (opt)			



Timberlake Flat

C	M	O	H	S
D	H			
E	R	F	K	G
S	5F (opt)			



Timberlake Solid

C	M	O	H	S
D	H			
E	R	F	K	G
S	5S (opt)			



Frankfort Flat

C	M	O	H	S
D	H			
E	R	F	K	G
S	5F (opt)			



Frankfort Solid

C	M	O	H	S
D	H			
E	R	F	K	G
S	5S (opt)			



Tamarack Flat

C	M	O	H	S
D	H			
E	R	F	K	G
S	5F (opt)			



Tamarack Solid

C	M	O	H	S
D	H			
E	R	F	K	G
S	5S (opt)			

MISSION

DOOR STYLES

The clean and crisp profiles of these doors make a simple statement. The combination of varying stile and rail widths in flat, solid or beaded panels are sure to complete the look that fits your style.

For details and codes on the specific offering of each door style please see page 14 and 15.



Shaker Flat

C	M	O	H	S
D	H			
E	R	F	K	G
S	5F (opt)			



Shaker Solid

C	M	O	H	S
D	H			
E	R	F	K	G
S	5S (opt)			




Shaker Beaded

C	M	O	H	S
D	H			
E	R	F	K	G
S	5B (opt)			



Woodland Flat

C	M	O	H	S
D	H			
E	R	F	K	G
S	5F (opt)			



Woodland Solid

C	M	O	H	S
D	H			
E	R	F	K	G
S	5S (opt)			



Woodland Beaded

C	M	O	H	S
D	H			
E	R	F	K	G
S	5B (opt)			



Townsend Flat

C	M	O	H	S
D	H			
E	R	F	K	G
S	5F (opt)			



Townsend Solid

C	M	O	H	S
D	H			
E	R	F	K	G
S	5S (opt)			



Townsend Beaded

C	M	O	H	S
D	H			
E	R	F	K	G
S	5B (opt)			



Sheridan Flat

C	M	O	H	S
D	H			
E	R	F	K	G
S	5F (opt)			



Sheridan Solid

C	M	O	H	S
D	H			
E	R	F	K	G
S	5S (opt)			



MY CUP
OF BREAD
WITH BLESSINGS

ant
life
grand

Blessed

ant
life
grand

THANKFUL

SPECIALTY DOOR STYLES

When something truly unique is required, we've got just the look. While some limitations in wood species, overlay, profile and drawer head exist, the Specialty door styles provide the character to complete the room that truly is your own.

For details and codes on the specific offering of each door style please see page 14 and 15.



Madison Flat

C	M
D	
Profile N/A	
5F	




Madison Solid

C	M
D	
Profile N/A	
5S	



Madison Raised

C	M
D	
Profile N/A	
5R	



Providence

C	M	O	H
D			
Profile N/A			



Fairfax Flat

C	M			
D				
E	R	F	K	G
S	5F (opt)			



Fairfax Solid

C	M			
D				
E	R	F	K	G
S	5S (opt)			



Berkley

C	M			
D				
E	R	F	K	G
S	5B (opt)			



Regency

C	M			
D				
E	R	F	K	G
S	5R (opt)			



Melbourne Flat

C	M
D	
Profile N/A	
5F	



Melbourne Solid

C	M
D	
Profile N/A	
5S	



Melbourne Raised

C	M
D	
Profile N/A	
5R	



Winchester

C	M	O	H	S
D				
E	R	F	K	G
S				



Stratford Flat

C	M	O		
D				
E	R	F	K	G
S	5F (opt)			



Stratford Solid

C	M	O		
D				
E	R	F	K	G
S	5S (opt)			



Sterling Flat

C	M	O	H	
D				
E	R	F	K	G
S	5F (opt)			



Sterling Solid

C	M	O	H	
D				
E	R	F	K	G
S	5S (opt)			



Monaco Flat

C	M
D	
Profile N/A	
5F	



Monaco Solid

C	M
D	
Profile N/A	
5S	



Monaco Raised

C	M
D	
Profile N/A	
5R	

**WOOD
SPECIES**

OVERLAYS

Pioneer offers five different options. Each wood species offers its own distinct grain pattern, texture and overall appearance.



CHERRY

Cherry's natural color, while stunning from the beginning, continues to enrich as time passes and is most apparent in clear or light stain finishes. Cherry is a multi-colored wood characterized by pin knots and shades of red, white and brown. With time, darker tones will turn a deep reddish brown, while light areas will mellow to medium yellow and brown.



MAPLE

Predominately off-white in color, maple is a smooth, closed-grain wood that may contain shades of brown and pink. Other characteristics include occasional fine dark mineral streaks, small black knots or "bird's eye." Maple accepts a variety of stain colors, although a random "blotchy" pattern may occur with medium and dark stains that add to the character of this warm wood.



HICKORY

Hickory is a very "wild" wood known for its wide variation in color that can range from white to dark brown with wormholes and black knots. A clear or light stain will maximize the color variations, while darker stain selections will give this wood distinguishing characteristics all its own.



OAK

Oak offers depth in color from pink to white and light brown. In addition, green, yellow and even black color veins may appear as mineral streaks. Oak is also known for its wide and narrow grain patterns that are considered desirable qualities of this strong, open-grained American classic.



STAYCOR-PAINTED

Because of the lack of discernable wood grain, our preferred substrate to "paint" is our premium StayCor material. StayCor provides an excellent surface for smooth, painted finishes. It is much more stable than solid wood and due to the nature of its construction, minimizes warped doors. Pioneer's painted cabinetry is our catalyzed top coat tinted to one of our paint colors.

We will also paint any of our wood species listed above. Those with wood grain will see the grain transfer through the paint. Be aware, as with all manufacturers' painted products, homeowners should expect minor cracking of the painted finish at all wood joints. Minor cracks of this nature will not be replaced under warranty.

Wall Cabinets:
1" reveal top, bottom and sides

Base Cabinets:
1" reveal top, bottom and sides
½" reveal between door and drawer head(s)




Half Overlay

Designer Overlay

Wall Cabinets:
1" reveal top
¼" reveal bottom and sides

Base Cabinets:
¼" reveal top, bottom and sides
¼" reveal between door and drawer head(s)

PROFILES



DRAWER HEADS



S - Slab

5F - 5 Piece Flat

5S - 5 Piece Solid



5R - 5 Piece Raised




5B - 5 Piece Beaded

FINISHES

To meet the needs of today's changing markets Pioneer has created an extensive selection of stains, paints and glazes. If you can't find something that works for you, please consult with your Pioneer dealer for our extensive custom finishing options.

CHERRY



MAPLE



PAINTED



HICKORY



OAK



FINISHING TECHNIQUES



Weathered



Distressed



Antiqued



Weathered, Distressed & Antiqued

GLAZING

Stain Only



Stain/Glaze

Paint Only



Paint Glaze

We offer a full-flood glaze and hand-wipe option. The glaze will change the original base color of all stain and paint glaze combinations. Glaze will hang up and highlight specific features of each door style differently.* We strongly recommend customer see a sample of the exact door style, stain or paint and glaze combination before ordering any cabinetry so that your expectations are understood and met when receiving your order.

*All Mission, Transitional, Sterling, Providence and Winchester door styles will show no glaze hang up, while Classic and several specialty door styles will show more.





MADE IN MICHIGAN



CABINETRY, INC.

www.pioneercabinetry.net

Ver XXI